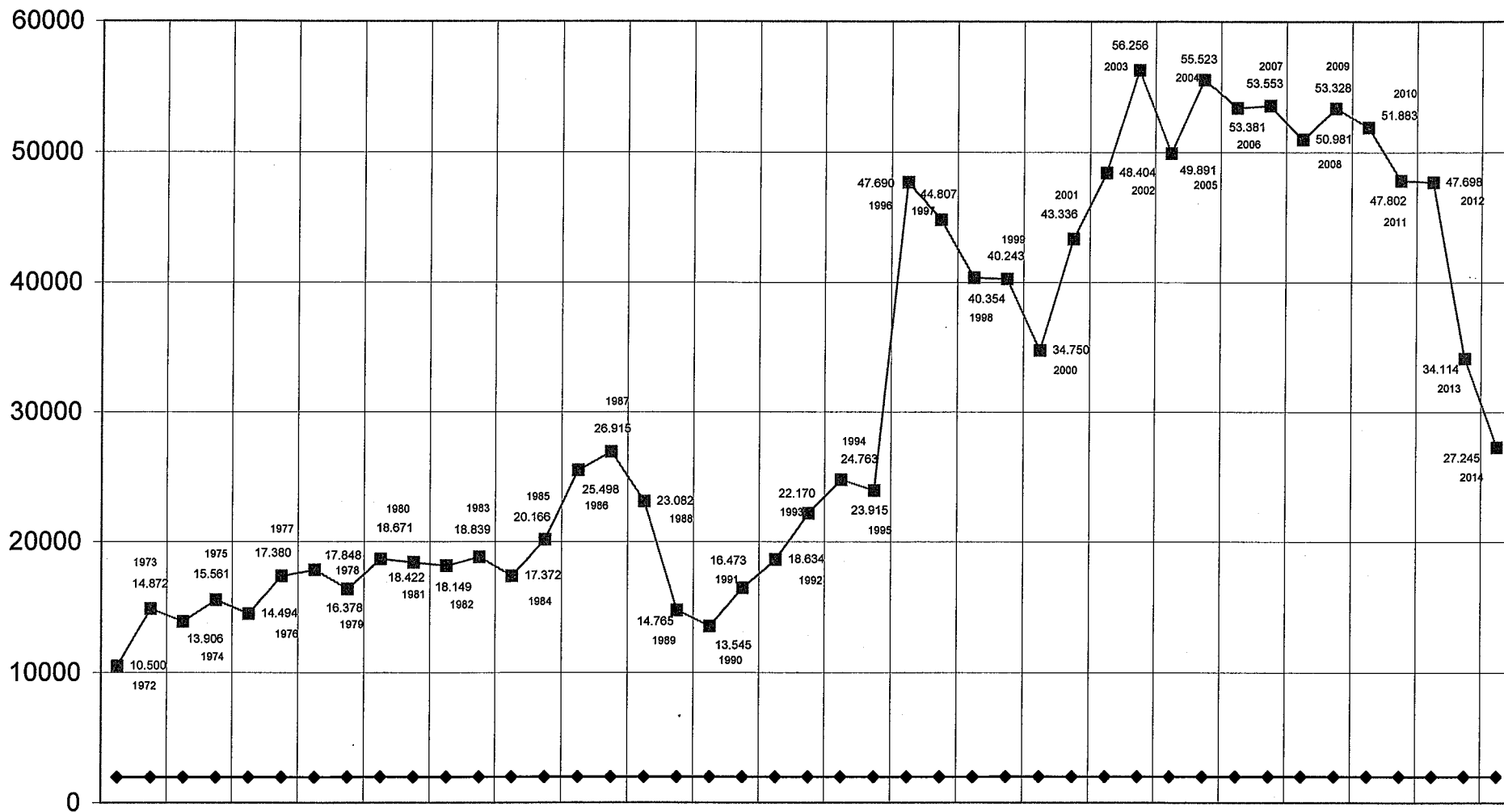
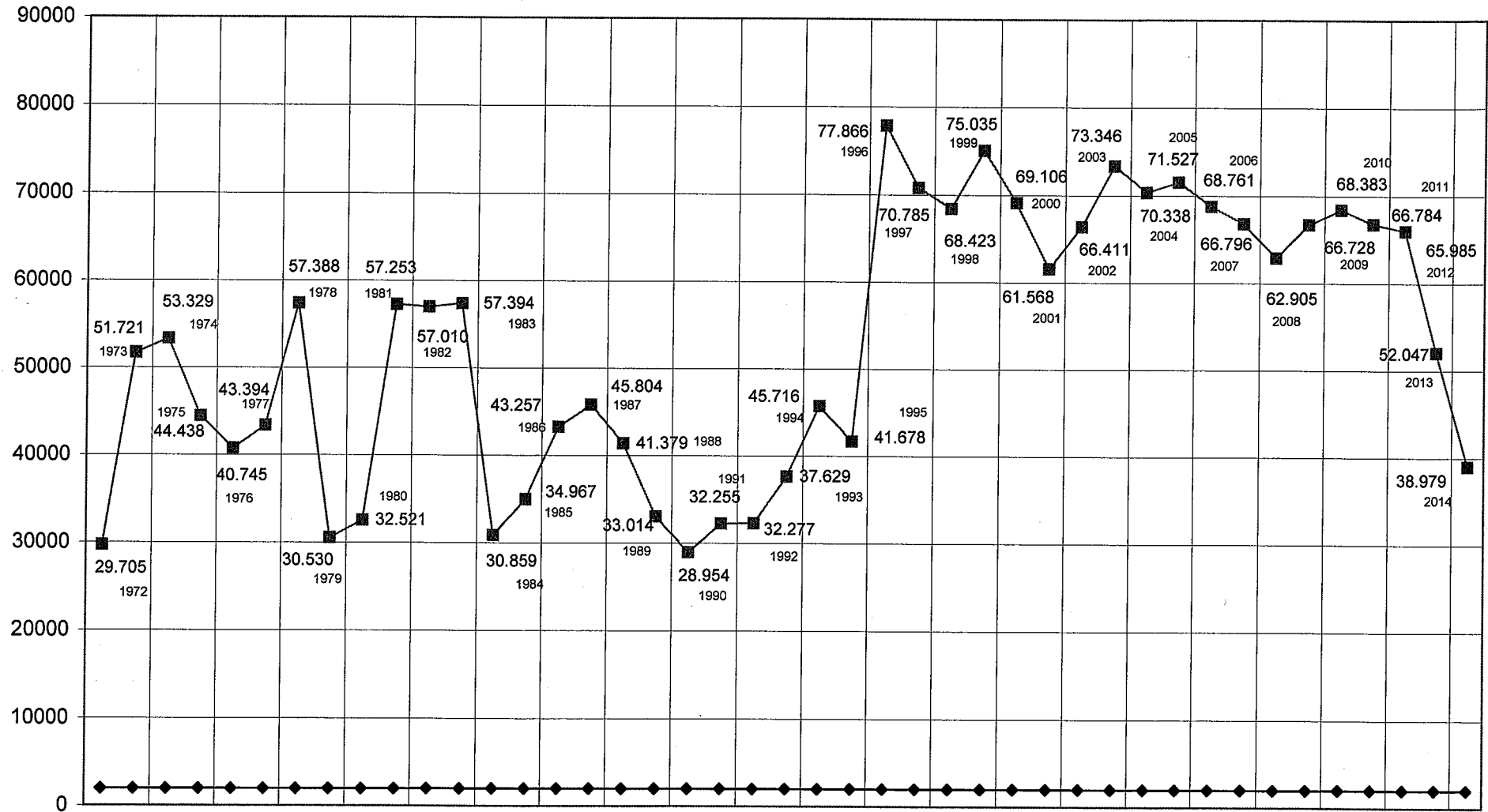


Anno	Presenze in sede	Utenti attivi	Accessi al prestito	N. Prestiti	N. Consultazioni	Tot. Transazioni	Prestiti Procapite	Transazioni procapite
1972	10.500		10.498	14.877	14.828	29.705	1,42	2,83
1973	14.872		5.813	20.061	31.660	51.721	3,45	8,90
1974	13.906		6.778	23.380	29.949	53.329	3,45	7,87
1975	15.561		7.315	22.351	22.087	44.438	3,06	6,07
1976	14.494		7.142	21.785	18.960	40.745	3,05	5,70
1977	17.380		6.671	21.335	22.059	43.394	3,20	6,50
1978	17.848		6.919	21.418	35.970	57.388	3,10	8,29
1979	16.378		7.475	9.487	21.043	30.530	1,27	4,08
1980	18.671		7.163	9.488	23.033	32.521	1,32	4,54
1981	18.422		6.176	21.480	35.773	57.253	3,48	9,27
1982	18.149		6.828	21.775	35.235	57.010	3,19	8,35
1983	18.839		7.909	20.791	36.603	57.394	2,63	7,26
1984	17.372		7.576	9.972	20.887	30.859	1,32	4,07
1985	20.166		7.309	11.324	23.643	34.967	1,55	4,78
1986	25.498		7.852	12.600	30.657	43.257	1,60	5,51
1987	26.915		8.326	13.309	32.495	45.804	1,60	5,50
1988	23.082		8.490	13.327	28.052	41.379	1,57	4,87
1989	14.765		9.025	13.922	19.092	33.014	1,54	3,66
1990	13.545		7.975	12.665	16.289	28.954	1,59	3,63
1991	16.473		7.779	11.584	20.671	32.255	1,49	4,15
1992	18.634		8.238	10.733	21.544	32.277	1,30	3,92
1993	22.170		8.873	11.043	26.586	37.629	1,24	4,24
1994	24.763		8.764	11.256	34.460	45.716	1,28	5,22
1995	23.915		8.580	11.150	30.528	41.678	1,30	4,86
1996	47.690		10.495	17.202	60.664	77.866	1,64	7,42
1997	44.807		12.755	17.005	53.780	70.785	1,33	5,55
1998	40.354		15.641	19.119	49.304	68.423	1,22	4,37
1999	40.243		18.256	20.846	54.189	75.035	1,14	4,11
2000	34.750		17.243	19.979	49.127	69.106	1,16	4,01
2001	43.336		13.376	17.204	44.364	61.568	1,29	4,60
2002	48.404		12.590	16.795	49.616	66.411	1,33	5,27
2003	56.256		10.773	14.097	59.249	73.346	1,31	6,81
2004	49.891		10.694	13.698	56.640	70.338	1,28	6,58
2005	55.523		10.627	13.491	58.036	71.527	1,27	6,73
2006	53.381		9.195	11.746	57.015	68.761	1,28	7,48
2007	53.553		7.978	10.862	55.934	66.796	1,36	8,37
2008	50.981		6.732	10.322	52.583	62.905	1,53	9,34
2009	53.328	2.054	6.486	11.467	55.261	66.728	1,77	10,29
2010	51.883	2.063	5.406	12.106	56.277	68.383	2,24	12,65
2011	47.802	1.984	4.700	12.934	53.850	66.784	2,75	14,21
2012	47.698	1.989	4.733	14.613	51.372	65.985	3,09	13,94
2013	34.114	1.982	4.759	15.040	37.007	52.047	3,16	10,94
2014	27.245	1.667	4.616	14.899	24.080	38.979	3,23	8,44
TOT.	1.323.557	11.739	372.529	654.538	1.610.452	2.264.990	1,76	6,08

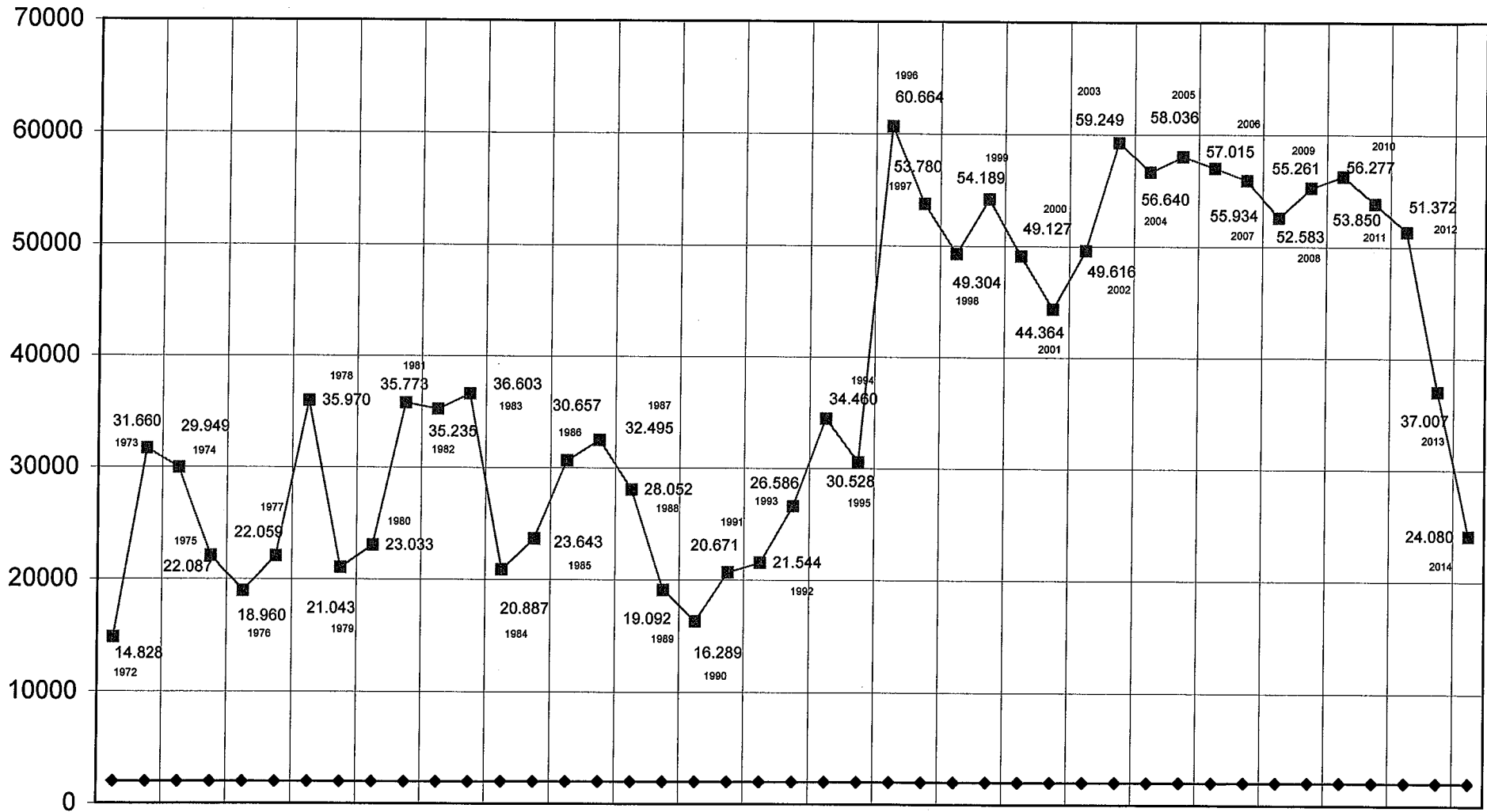
Andamento presenze in sede 1972 - 2014



Andamento delle transazioni (consultazioni e prestiti) 1972 - 2014



Andamento n. consultazioni 1972 - 2014



Andamento n. prestiti 1972 - 2014

